




FAMILY HEALTH MINISTRIES

MISSION GUIDEBOOK

Updated January 2014



1921 North Pointe Drive, Suite 200, Durham, NC 27705-2689
(919) 382-5500 www.familyhm.org



Welcome and thank you!

On behalf of the people we serve, Family Health Ministries welcomes you to Haiti. Whether this is your first trip or whether you've traveled with us many times, we appreciate the time and resources you are donating to our work.

We know that your contributions of time, talent, energy, days away from family and friends at home, along with the funds you spend for your trip, will all create benefits that you may not have imagined before you came. The gifts of love and caring will continue to give after you are back home.

As FHM staff member Pastor Leon Dorleans likes to say, "Haiti needs you and you need Haiti." May your trip be a blessing to you, to your family and friends, and to all the new family and friends you find in Haiti.

With warm regards,

*Kathy Walmer, Executive Director
Family Health Ministries*



Table of Contents

Traveling to Haiti with Family Health Ministries.....	4
Mission Team Participant Guidelines.....	5
Sample Itinerary.....	6
Medical Considerations.....	7
10 Most Important Things to Pack	8
Packing for Haiti	9
Money.....	10
US Airport Security & Baggage.....	11
US Airport Information.....	12
Departing Raleigh-Durham International Airport.....	12
Departing Miami International Airport.....	12
Haiti Airport Information.....	13
Arriving Port-au-Prince International Airport.....	13
Departing Port-au-Prince International Airport.....	14
Duty-Free Items & Re-Entering the US.....	15
Duty-Free Items.....	15
Immigration and Customs at Miami International Airport.....	15
Traveler's Guidelines for Haiti.....	16
Lodging in Haiti.....	18
FHM's Nancy Ferree-Clark Guesthouse.....	18
Matthew 25 Guesthouse.....	19
Staying in Fondwa.....	20
Visiting Jacmel.....	21
Family Health Ministries Programs.....	22
Women's Programs / HPV Research and Screening.....	22
Safe Motherhood & Children's Nutrition at Blanchard.....	23
Spiritual Support and VBS.....	24
The Leogane Family Health Center.....	25
FHM Birthing Center at Tome Gato.....	27
FHM in the Fondwa Community.....	28
The Sainte Antione School, Fondwa.....	29
Fondwa School Lunch Program.....	29
Fatima House Orphanage, Fondwa.....	30
University of Fondwa	32
University Student Programs	33
Haiti: An Overview.....	36
Port-Au-Prince.....	37
Haitian History Timeline.....	41
How You Can Contribute.....	44
Suggested Reading.....	45

Travel to Haiti with Family Health Ministries

Family Health Ministries has taken teams from the US to Haiti for over twenty years. We take every precaution to ensure safe travel in Haiti and rely on our Haitian staff and partners to advise us of the political and social climate in Haiti as we prepare for a trip. If our partners in Haiti advise against taking a team to Haiti at a particular time, the trip will either be postponed or cancelled.

For current information on the social and political climate in Haiti, we recommended you visit the US State Department web site in preparation for your trip (<http://travel.state.gov>). Any current warnings or advisories for international travel will be posted. These advisories are meant to be a resource to you as you determine your participation in a trip with Family Health Ministries. Haiti has had a travel warning issued for the majority of the past 20 years. Prior to the trip, FHM registers each team member with the US State Department for additional security in case of an emergency.

FHM purchases travel insurance for all team participants. Travel insurance generally covers emergency medical situations, travel issues (such as lost baggage), and emergency medical evacuation should the need arise. If you have questions regarding your own insurer's coverage while in Haiti, please consult your insurance provider before departure.

It is important to understand that Haiti is a developing country that lacks many resources that we tend to take for granted. There may be limited access to medical care. Many smart phones now have access to the local, Haitian cell phone companies. Check with your cell provider regarding international access and costs. Your team leader will have a cell phone available for emergencies only. This number will be provided to you prior to your departure. Several of the guesthouses we stay at offer free wifi. By setting your smart phone to airplane mode you can access email, iMessage, Facetime and other communication services on the wifi at no additional cost.



Mission Team Participant Guidelines

1. Read Mission Guidebook for an overview of your FHM mission experience.
2. Submit application, a non-refundable \$200 deposit, and liability waiver to the Family Health Ministries office in Durham, NC. Payments can be made by check or credit card.
3. Mail or scan and e-mail a copy of your passport to the Mission Team Coordinator. Forms, passport copy and non-refundable \$200 deposit must be received in the FHM office to be considered registered for a trip.
4. Purchase airfare and e-mail itinerary to the Mission Travel Coordinator. Participants will make and pay for their own airline reservations. Reference flight information in this guidebook.
5. Make sure you are current on necessary vaccinations. (See page 7)
6. The balance for trip payment is due in full one month (30 days) prior to the trip departure date.
7. Due to security considerations, teams must travel together on the same dates, times, flights in and out of Port-au-Prince. If exceptions are granted by the FHM Executive Director, the individual travelling apart for the FHM group is responsible for any additional costs in transportation, food, lodging, etc.
8. By joining an FHM team, each team member agrees to participate in all team activities and responsibilities as directed by the team leader and/or Haitian community partners and will not operate on individual itineraries/agendas unless specific arrangements have been made and approved by the Executive Director.
9. Without exception, at no time shall a team member go away from the team by him/ herself.
10. Pack. Reference packing check list in this guidebook.
11. Leave for Haiti!

For any questions regarding travel with FHM contact the Mission Travel Coordinator at info@familyhm.org /919.382.5500

Sample Itinerary

Flight Information for those departing from Raleigh-Durham International (RDU) Airport

If you are flying out of RDU airport, please arrive no later than 5:00 AM. It is imperative that you book your flights according to those highlighted in yellow. The entire FHM team must fly into and out of Haiti together.

American Airlines Sample Flights		
Airport	Departure	Arrival
RDU to Miami	07:05 AM	09:10 AM
Miami to PAP	10:25 AM	11:30 AM
PAP to Miami	09:50 AM	12:00 AM
Miami to RDU	05:00 PM	07:05 PM

Sample Itinerary for a Port-Au-Prince Medical Team

Day	Day Location	Approximate Timeline	Night Location
Sat	Arrive in Port-au-Prince	Early afternoon	Matthew 25
Sun	Worship in Cite Soliel Church Set up clinic	Depart guesthouse 7:00 AM. Worship service 7:30 - 10:00 Set up clinic 10:30 - 1:30 Lunch approx. 2:00 PM Freetime for remainder of the day at guesthouse	Matthew 25
Mon	Blanchard Medical Clinic	7:00 AM - 5:00 PM	Matthew 25
Tue	Blanchard Clinic	7:00 AM - 5:00 PM	Matthew 25
Wed	Blanchard Clinic	7:00 AM - 5:00 PM	Matthew 25
Thu	Blanchard Clinic	7:00 AM - 5:00 PM	Matthew 25
Fri	Trip to Jacmel	9:00 AM - 5:00 PM	Hotel Cyvadier or FHM Guesthouse
Sat	Return to PAP Visit Fondwa	9:00 AM - 5:00 PM	Matthew 25
Sun	Return to the US	7:30 AM	Home

FHM Cell Phone in Haiti: 011-509-3620-9552

FHM office in US: 919-382-5500

****Emergency contact number will be provided for specific trip**

Medical Considerations

Synopsis of Center for Disease Control recommendations for Haiti.
Check <http://cdc.gov> for updates.

Vaccines:

- Hepatitis B (particularly if working in patient care areas)
- Hepatitis A
- Typhoid vaccine
- Tetanus vaccine booster within 10 years
- FHM recommends a flu shot for additional protection during airport travel

Malaria prophylaxis:

Chloroquine phosphate (Aralen) 500 mg, one tablet each week starting 1 week before you leave, weekly while in-country and then weekly for 4 weeks after your return.

Other Considerations:

- Consider checking your TB status with a PPD skin test now and 6 -12 months after you return from Haiti
- Make sure that your other vaccinations are current


Preventative advice while in Haiti:

- Frequently apply sunscreen (minimum 30 SPF) throughout the day.
- Frequently apply insect repellent (with DEET).
- Drink lots of water through the day.
- Wear closed toe shoes when outside and working in the clinic.
- Tell your group leader if you have any special medical needs; this will be kept confidential.
- Tell your group leader if you develop any type of illness while traveling in Haiti. We have antibiotics and other medicines available if such a need arises.
- Food served at the guest house is safe, but never eat from street vendors.
- Carbonated beverages (Coke, Sprite) and beer (Prestige) are fine, but always clean the top of the bottle before drinking.
- Always check the source of ice prior to using it in a drink.
- Wash your hands and use sanitizers OFTEN and always before meals.

The 10 Most Important Things to Pack



1. Large water bottle (or 2): 32 oz – 1 liter recommended



2. Insect repellent with DEET: 100 % DEET not recommended



3. Sunscreen: High SPF, lightweight sunscreen recommended



4. Ample Hand Sanitizer: Cleaning wipes, like Wet Ones® are great to have as well to wipe your hands.



5. Comfortable, thick-soled, close-toed shoes: Running shoes are great. Around the guesthouse flip flops, Chacos®, or Tevas® will suffice. TOMS® style shoes are NOT functional or provide enough protection for Haiti.



6. Lightweight clothing: Breathable, moveable clothing is a must. Cotton clothing, moisture-wicking exercise clothing, hospital scrubs.



7. Earplugs and Eye mask: You'll want these if you are a light sleeper. The guesthouse surroundings can be noisy at night.



8. Basic everyday medicines or toiletries you MAY need: Ibuprofen, Pepto Bismal, cold or allergy medicines, sanitary napkins, tampons, lip balm, eye drops, antacids, and AN EXTRA TOOTHBRUSH.



9. If you wear contacts, consider wearing your glasses instead. Contacts may be difficult to maintain due to lack of clean water. Bring extra contacts, extra solution, or extra pair of glasses.

10. Battery-operated personal fan.



A Note about Personal Valuables: Please exercise caution and good judgment in regards to personal property and valuable items such as jewelry, cameras, computers, or personal electronics. Consider the necessity of any particular item and your comfort with possible loss, damage or theft of that item. Many of the locations where we work have safes or secure areas where possessions may be locked up. The best course of action, however, is to keep any valuables that you bring with you at all times.

Packing for Haiti

Wear your FHM shirt on the plane to Haiti.

Clothing for the clinic

- ☐ T-shirt or scrubs in clinic. No tank tops at clinic.
- ☐ Scrubs or pants for the clinic. Skirts must be knee length or longer.
- ☐ Comfortable, close-toed shoes

Clothing for “downtime”

- | | |
|--|--|
| <input type="checkbox"/> Shorts for guest house/mountains | <input type="checkbox"/> T-shirts or tank tops |
| <input type="checkbox"/> Underwear | <input type="checkbox"/> Socks |
| <input type="checkbox"/> Sleepwear | <input type="checkbox"/> Swimsuit (modest) & Cover |
| <input type="checkbox"/> Comfortable, close-toed shoes | <input type="checkbox"/> Flip Flops, Tevas®, Chacos® |
| <input type="checkbox"/> Light jacket or long sleeve T-shirt | <input type="checkbox"/> Shower flip flops |
| <input type="checkbox"/> Hat | <input type="checkbox"/> Rain jacket (optional) |

Clothing for Worship Service at Cite Soliel

The church service is in a covered building, but is not air conditioned.

- ☐ Women: Modest, comfortable “dressy - casual” attire. Skirts and dresses must be at least knee-length. No tank tops or halters. Sleeves must cover the shoulders. Sandals are acceptable.
- ☐ Men: Comfortable khaki or other “dress pants” with a golf shirt or button-down short or long sleeve shirt. Sandals are acceptable.

Other

- ☐ Passport: Can be locked in guesthouse safe. Make a copy to keep with you.
- ☐ Lunches for 4 clinic days: i.e. tuna (bag), crackers, cheese, granola bars, applesauce cups, chips, nuts, dried fruit, Crystal light ® or Gatorade® packets
- ☐ Money: \$100-\$300 US. We recommend having \$1 bills for sodas, beer, transportation
- ☐ Backpack / fanny pack. You will likely keep this with you at all times (at the clinic, to church, hiking to Fondwa) to carry water bottles, lunch, snacks, meds, camera, etc.
- ☐ Antibacterial soap
- ☐ Flashlight (batteries)
- ☐ Bible, Journal, Pens
- ☐ Camera (batteries, cord)
- ☐ 2 water bottles (1-2 liter)
- ☐ Prescriptions
- ☐ First aid items (the team carries a large first aid kit but these might be helpful)
Dramamine, Imodium AD/Pepto tablets, Pain Relievers, Tums
- ☐ Extra plastic (Ziplock®) bags, various sizes
- ☐ Bag for dirty laundry (plastic grocery bag or trash bag)
- ☐ Bag for souvenirs (plastic grocery bag or trash bag)
- ☐ Medical personnel supplies: Stethoscope, Otoscope
- ☐ Hand sanitizers
- ☐ Insect repellent
- ☐ Glasses (spare pair)
- ☐ Sunglasses
- ☐ Watch with alarm
- ☐ Toiletries (no hair dryers, no hair irons)
- ☐ Hand towel
- ☐ Sunscreen
- ☐ Book light
- ☐ Earplugs
- ☐ Sleep mask

Money

Haitians routinely refer to their own money as Haitian dollars, based upon the time of the US occupation when the exchange rate was 5 gourdes (the “r” is silent) to 1 US dollar. From the September 1991 coup to the present, the value of the gourde has significantly dropped against the US dollar. The rate is approximately 43 gourdes to \$1 US dollar. The value of the gourde fluctuates greatly depending on the US economy or political unrest in Haiti. Currently one gourde is worth about 2 cents (US). Exchange methods and rates also vary among merchants. One

constant: there are always 5 gourdes to the Haitian dollar.

Visitors must constantly clarify whether the price being quoted is in Haitian or American dollars, or gourdes. The best exchange rate is obtained from banks. Money changers are often found along the streets or work out of offices, and this is perfectly legal.

Typically we don’t change dollars to gourdes for our team members. Your team leader will have a few gourdes for the times when it is best to pay in gourdes. Team members can use US dollars when making purchases, so you may want to make sure that the money you bring is in small bills (\$1s and \$5s). Few people will be able to make change for you. Some shops accept credit cards, but Discover cards are not used in Haiti. Traveler’s checks are not used.

We suggest you bring a small amount of cash. You should carry it in a money belt and on your person at all times. You will have limited out-of-pocket costs for the trip, so most of the money you bring will be used for shopping. If we go to a restaurant one afternoon for lunch, you may want to have cash to purchase a meal. Most people find \$200.00–\$300.00 very sufficient for their personal use. The Matthew 25 Guesthouse will also accept personal checks if you would prefer to pay for souvenirs that way.

Some common purchases might include:

1 bottled soda	\$1 US
1 Prestige beer	\$2 US
Small (hand-size) Haitian metal art	\$5 - \$10 US
1 1-lb bag Haitian coffee	\$5
Paper mache items in Jacumel	\$10 - \$25
Einstein wood bowl	\$45 - \$80



US Airport Security & Baggage

Security standards are frequently updated by the Transportation Security Administration (TSA). Please visit the TSA website prior to your departure to familiarize yourself with any policies that may have changed since you last traveled. <http://www.tsa.gov/travelers/index.shtm>

- All personal belongings must fit in your carry-on bag. Please note that airline carry on luggage dimensions are: 24" x 13" x 9".
- Keep in mind that for trips to Fondwa, you *may* need to hike on a mountain trail for about 30 minutes carrying this bag (down and up).
- If departing from RDU, FHM will assign each team member a large FHM duffel bag to "check through customs" in your name. We will fill the bag with medical supplies to be taken to the FHM clinic - gauze, aspirin, specimen cups, patient forms, etc.
- In addition to your carry on suitcase, you are also allowed 1 personal item to carry on with you. We suggest a backpack.
- Remember to remove all unessential items from your wallet, leaving most of your credit cards at home, but be sure to bring your driver's license and other important cards.

Tips for going through airport security:

- Have your passport and tickets out and available for TSA agents.
- All liquids, gels, and aerosols must be in 3 oz. (or smaller) containers. This includes lotion, toothpaste, hair gels, etc.
- All of your liquid containers need to fit in a quart size (8" x 8") plastic Ziplock® bag.
- Frequently, other small items you attach to your person, such as a money belt or camera, must be stored in your carry-on bag when going through security.
- You will be required to remove your shoes.
- FHM will reserve two FHM duffel bags for things like toiletries and team snacks, towels, etc. that are too large to fit in your personal luggage.


US Airport Information

For Those Departing Raleigh-Durham International Airport

It is imperative the entire FHM team is at the airport at least 2 hours prior to departure. You must arrive at the American Airlines curb side check-in no later than 5:00 am on the day of your departure. Your FHM team leader will be there to assist you with checking your bags with the sky cap. You will pack your personal belongings in a carry-on suitcase. You may also carry on a backpack or fanny pack.

American Airlines employees are very familiar with Family Health Ministries. We will have contacted them prior to our arrival and arranged for baggage check-in with a specific employee. When you arrive curb-side at RDU, there will be several 50 pound duffel bags or boxes packed with supplies. As you are checked-in, we will also check one FHM duffel bag under your name. The bags placed at the outside/curb side check-in counter. You are welcome to open and examine the contents of the bags.

A small number of “team bags” will be available for larger containers of liquids and gels that you will not be able to carry in your carry-on luggage. You may also put extra snacks (see what to pack below) and tennis shoes in the team bags. Be as conservative as possible with group space, please! After checking in and receiving your ticket, you will proceed to the gate. Someone from FHM will handle the team bags and any tips.



Departing Miami International Airport

While in flight from Miami to PAP, you will be given two cards to complete. One is a **Haiti Customs Form** and the other form is the **Haiti International E/D Card (Visitor's Visa)**. You will be asked to list the address where you will be staying in Haiti. Your group leader will confirm your address for you as either the FHM Leogane Guesthouse, the Matthew 25 Guesthouse, or the Fondwa address. This is located on your itinerary, and on the back page of your team roster. Under *Reason for your trip*, mark “Pleasure.” Under *Have you been near livestock or a farm*, mark “no”. You must keep the bottom portion of the green Visitors' Visa with you after you arrive in Haiti and clear customs and immigration. You will keep them in a secure place with your passport. **You will need this card to depart Haiti.**

Haiti Airport Information

Arriving at Port-au-Prince International Airport

Be prepared for a new cultural experience! Prior to getting off the plane, have your passport and visitor's visa in a safe and easily accessible place. You will leave the airplane via a jet way and follow the signs to immigration. Stay with your group and near your group leader.

At the immigration desks, you will likely wait in one of half a dozen long lines. Family members may go through together. Each person must present their own **Haiti International E/D Card (Visitor's Visa)**, although there is **only one customs card per family**. Once you clear Immigration put your passport and Visitor's Visa together in a secure place. You will need both when you depart the country. We have yet to leave anyone behind!

Next, you will proceed to the baggage claim area. Three to four FHM duffel bags will fit on one cart. The FHM group leader will rent several luggage carts to transport the FHM duffel bags. We will need a few team members to stand with the carry-on luggage while other team members remove the bags from the baggage carousel. **Please help us keep the bags intact by making sure that the bags do not drag on the floor or ground!** It is important that we do not lose any FHM bags or boxes. Sometimes a local Haitian helps us secure our bags. Your FHM team leader will collect any luggage receipts for FHM bags.

As we exit the airport as a group, have your **Haitian Customs Form** in your hand. You will give the customs agent your Haitian Customs Form as you exit. There will be many Haitian airport workers trying to help you with your bags. Note that all tips will be paid by your group leader. **Do not let anyone take your cart unless the FHM team leader tells you it is okay.** Just say "No, mesi."

When you exit the airport, follow your FHM team leader, stay with the group, and push through the crowd to the airport parking area. We will be met by FHM staff or by guesthouse representatives who will help load our waiting vehicles. Then the FHM group leader will pay one person, "the boss man," to cover tips the entire group.



Haiti Airport Information continued

Departing Port-au-Prince International Airport

1. Before you leave the guesthouse, Prepare your luggage. Remove all old airline luggage tags.
2. Have your Passport and Visitor's Visa on hand.
3. Empty your water bottles and make sure your liquids and creams are stored in your carry on.
4. Check with your FHM team leader to see if you may check your carry-on. See Duty-free notes on the following page.
5. Empty bags and boxes will be consolidated and re-labeled for check-in. Not everyone will be assigned luggage for the return trip. We will have room for you to check carry-on luggage if you desire. There will be lots of room for souvenirs to be packed in returning luggage.
6. We will check in at the airport 2-3 hours prior to the scheduled departure time. In Haiti, where traffic jams, flat tires, and other hazards can delay our travel significantly, we will build in sufficient travel time to arrive at the airport. This may mean you will have a fair amount of time to do some last minute duty-free shopping and grab a bite to eat, but the airport is air conditioned.
7. Once we arrive at the airport there will be many airline personnel willing to help you. Again, do not allow anyone to help with your luggage.
8. Once you are inside, we will assemble as a group at the check-in counters. Be ready to present your passport and boarding pass, multiple times. This process is similar to a US airport
9. When we have checked luggage and received our boarding passes, we need to proceed to the gates. Each person should have his/her passport, boarding pass and Visitor's Visa card ready for the immigration desk. The first security checkpoint is prior to immigration.
10. At immigration you will have your passport stamped and render your Visitor's Visa card. Keep moving forward to the security/x-ray checkpoint on the second floor. There will be two security checkpoints. One on the first floor and another on the second floor at the gates.

Duty-Free Items and Re-Entering the US

Duty-Free Items

A “duty” refers to a tax or fee placed on goods by government entities. Merchants who import goods and sell them to consumers who are leaving their country aren’t charged a duty on these products. This allows sellers to pass the savings along to their customers, giving savvy shoppers the opportunity to grab fantastic merchandise at bargain prices. Travelers can find duty-free products at international airports, border towns, ports, cruise ships, and even on-board international flights and locations that cater to international travelers.

If you purchase any items at a duty-free shop, you must check any large liquids or creams in your checked luggage after you arrive in the US and before you recheck your bags in Miami. Any large volume liquids will be confiscated at security as you reenter the concourse. Do not put liquor in FHM bags. The bottles will break and damage the bag and its contents. Only buy liquor if you plan to transport it in your personal CHECKED luggage.

Immigration and Customs at Miami International Airport

In Miami, we will go through immigration and customs again. After clearing immigration, we will proceed to the baggage claim area and gather as a group. We will claim all checked bags and proceed to customs.

If you have been assigned an FHM box or duffel bag for the return trip, remain with those items. We want to avoid being sent to the Agriculture Line where all our bags will be searched. The customs agents like to make small talk. They are trying to determine if we need to go through the agriculture line. Avoid conversations about spending time on or around farms.

After clearing customs we take our bags to a drop off area where they will again be scanned and delivered to the flight for your next destination. Then you will proceed directly to security and to your concourse.

Travelers' Guidelines for Haiti

1. Protect your passport at all times. Make two copies prior to departure. Give one copy to the group leader and keep the second copy in a safe place separate from your passport.
2. Listen to the group leader(s) when he/she is giving directions. They will be the ones to make final decisions regarding group needs and activities and are the ultimately responsible for your safety.
3. Stay with your group unless you have permission from your group leader to go off alone.
4. Be flexible and patient. It's the Haitian way.
5. Please go out of your way to show respect for the Haitians you meet and for your fellow team members. Getting to know new cultures and personalities is one of the best parts of the trips. Do not make negative remarks about what you see or hear – you may be overheard and inadvertently create ill will.
6. Try to speak Kreole with the Haitians you meet. They appreciate your attempt to learn the language.
7. Always ask questions. Most likely if you have a question, there will be a number of your other team members that have the same question.
8. While in Haiti, we try to respect the customs of our Haitian friends. Shorts are discouraged outside of the guesthouses, as well as pants and sleeveless shirts/dresses for women. In Port-au-Prince you will see women in shorts and pants, this is not the typical dress for the Haitian peasant. Leave all expensive jewelry at home.
9. Attire for church: Women: Modest, comfortable “dressy - casual” attire. Skirts and dresses must be at least knee-length. No tank tops or halters. Sleeves must cover the shoulders. Men: Comfortable khaki or other “dress pants” with a golf shirt or button-down short or long sleeve shirt. Sandals or flip flops are acceptable for men and women.



Travelers' Guidelines for Haiti continued



10. Attire for clinic: Scrubs or “dressy-casual” attire in clinic. No tank tops at clinic. Scrubs or pants for the clinic. Skirts must be knee length or longer. Comfortable, close-toed shoes. Always wear closed-toe shoes when walking outside.
11. Feel free to take lots of photos, but be respectful of the people around you. Remember the dignity and right to privacy of the Haitian people. Always ask someone if you may take their picture. **Do not take photos in the market areas.** Sometimes the person photographed may expect money for this privilege. If you’re not sure, ask the group leader.
12. Never promise anything to a Haitian friend unless you are absolutely sure you can follow through with the commitment. Good intentions have the potential to cause future problems for the coordinating hosts, pastors, church and community leaders. We discourage individual gifts. If you would like to give an individual gift or donation, talk with the group leader as how to go about giving a gift. FHM is responsible for all tips. Your translators and drivers are paid well.
13. Your ultimate purpose for being in Haiti is the ministry of presence. Get to know our Haitian hosts. Meet people with a smile and a “bon jour.”
14. Never trust a Haitian dog or cat, even if they appear friendly!

Lodging in Haiti

FHM's Nancy Ferree-Clark Guesthouse

Located on the Leogane Bypass, the FHM Guesthouse with its breath-taking view of the mountains and sugar cane fields, is only a 15-minute walk to Leogane city center. The FHM Guesthouse was newly constructed in 2012 and conveniently serves our teams visting Leogane, Tome Gato, and Fondwa. The FHM Guesthouse offers:

- 3 large bedrooms that sleep 8 each. (24 total persons, 4 bunk beds per room.) 3 Private bathrooms with showers.
- A safe, comfortable environment with 24-hour security
- Haitain staff provides breakfast and authentic Haitian dinners. Lunches available at extra cost.
- A spacious dining and lounge area perfect for relaxing or meeting space
- Parking available within the fenced security wall.
- A safe for your passports or valuables
- Assistance in arranging vehicle rentals
- Assistance in scheduling interpreters
- Satellite wifi (free)
- Purified drinking water
- Transportation in FHM's 15-passenger van can be arranged

Route National #2, Leogane Haiti, WI

E-Mail: info@FamilyHM.org Haiti Phone: 011-509-4648-4413

US Phone: 919-382.5500 www.familyhm.org



Lodging in Haiti

Matthew 25 Guesthouse

While in Port-au-Prince, FHM mission teams may stay at the Matthew 25 Guesthouse. Matthew 25 is directed by the Parish Twinning Program of the Americas and is a wonderful place to relax, meet fellow travelers, and purchase some of the best art, crafts, and goods from throughout all Haiti. Matthew 25 accepts checks if you are a heavy souvenir shopper. Located just 15 minutes from the Port-au-Prince airport, Matthew 25 provides the following services:

- Transportation to and from airport
- A safe, comfortable environment with 24 hour security
- Breakfast and authentic Haitian dinners.
- Pleasant hostel-style sleeping arrangements (4-6 to a room) with flush toilets and showers
- Currency exchange
- A safe for your passports or valuables
- Assistance in arranging vehicle rentals
- Assistance in scheduling interpreters
- Satellite wifi (free)

#6 Rue A. Martial et Jean Baptiste, Delmas 33, Port-au-Prince, Haiti, WI

E-Mail: Matthew25house@yahoo.com Phone: 011-509-2511-7273

www.matthew25tabletalk.com



Lodging in Haiti

Staying in Fondwa

The Association of Peasants of Fondwa provide rustic sleeping arrangements for FHM mission teams. Participants will stay in a shelter in close proximity to the Fatima House Orphanage and Saint Antioine School.

- A 30-minute walk into the valley from Tome Gato / Jacmel Road.
- Limited running water and flush toilets
- 3 meals a day provided
- Purified drinking water
- Gorgeous views of the mountains fo Fondwa and an amazing nature experience



Lodging in Haiti

Visiting Jacmel

Jacmel, (Jakmèl in Kréyòl) is a town in southern Haiti founded in 1698. The climate is mild the whole year long, with temperatures ranging between 80 and 90 F (28 and 32 C). Prior to the 2010 earthquake, this port town had a sustainable economy due to tourism and artisans. As Jacmel struggles to recover both physically and economically, it is still internationally known for its very vibrant art scene and elegant townhouses dating from the 19th century. Among the wealth of art and crafts available in Jacmel are the papier-mâché, done by nearly 200 artisans and the reknown Atelier created by Moro Baruk.

Hotel Cyvadier

FHM teams typically stay 1 night at the Hotel Cyvadier

- Private hotel rooms and baths with double and king-size beds
- Window unit air conditioners
- Ocean-view Swimming Pool
- Bar and restaurant
- Beach and lagoon access.
- Satellite television
- Satellite wifi (free)

PO Box 115, HT-9110, Jacmel, Haiti, WI

E-Mail: contact@hotelcyvadier.com Phone: 011-509-3844-8264

Cell: 011-509-3482-2585 www.hotelcyvadier.com



Family Health Ministries Programs

Family Health Ministries provides programs in the area of women and children's healthcare. Our current operations are focused on the communities of Port-au-Prince, Leogane, Fondwa, and Tome Gato. Our programs in these regions include Women's Programs, Nutrition Programs, Education Programs, and University Student Programs.

Women's Programs

Family Health Ministries is working to reduce the burden of maternal death by providing much needed medical care, screening and healthcare education to the Haitian community. FHM's work in women's health is based on the priorities of the communities we serve and focuses on cervical cancer prevention and safe motherhood programs. We are best known for our cervical cancer prevention program began in 1993 when FHM founder, Dr. David Walmer, MD, PhD, in partnership with a fellow Haitian Ob/Gyn, Dr. Claude Fertillian, who asked for help in saving Haitian women from preventable deaths. [The Clinton Bush Haiti Fund in December 2012 has enabled the program's expansion to five new clinic sites in Haiti.]



Recent Women's Program Research Milestones in Haiti

December 2012: FHM received a \$730,000 grant from Clinton Bush Haiti Fund (CBHF) to expand their cervical cancer prevention programs in Haiti.

June 2013: FHM opened the first HPV lab in Haiti in partnership with QIAGEN, Duke Global Health Institute, and Haitian partner Foundation Pour la Sante Reproductrice et l'Education Familiale (FOSREF) to screen for HPV - the cervical cancer virus.

June 2013: FHM hired 30 Haitian healthcare professionals to expand screening in five existing FOSREF clinics.



Family Health Ministries Programs

The Blanchard Clinic

The Blanchard community, also called “Terre Noire,” is adjacent to the airport and Cite Soleil. It has been home to an FHM public health program since 2005. The FHM clinic opened its doors in 2006 and currently employs 21 people, including doctors, nurses, public health workers, a clinic manager, cleaning and administrative staff.

In partnership with the Christian Community Church, Family Health Ministries’ employees provide acute and preventive care to the Blanchard community. The FHM Blanchard clinic is open 5 days a week and provides health care services including childhood immunizations, prenatal and newborn care, nutrition programs, Safe Motherhood program, and cervical cancer prevention to the local community. The church and clinic share a compound with a school also run by the church. When FHM medical mission teams visit Haiti, they work in the clinic Monday through Thursday from 7:00 am - 5:00 pm and will serve approximately 500 - 600 patients.



Blanchard Children’s Nutrition Program

Family Health Ministries staff is providing food supplements to at-risk infants and toddlers at the Blanchard (Port-au-Prince) Health Clinic. Following a protocol from Meds and Food for Kids (MFK), children receive a fortified peanut butter rich in vitamins. “The Haitian mothers call our program medika mamba - “peanut butter medicine” in Kreyol.



Family Health Ministries Programs

Spiritual Support

Churches are at the foundation the Haitian society. They are the center of hope and love, of resources and rest in a land where day to day life is incredibly difficult. FHM provides spiritual supports initiatives in Haiti through:

Bible Distribution: Donations to FHM make Bibles in French/ Kreyol available to Christian Community Church members and visitors. Since 2002, thousands of French Bibles have been distributed to members and visitors of the three Christian Community Churches located in Cite Soleil, Blanchard, and Repatriote.

Pastor Salary Support: FHM provides salary assistance for pastors in the Christian Community Church in Port-au-Prince.

Pastor's Discretionary Fund: FHM provides Pastor Leon Dorleans with a donation each month to distribute to community members as he sees fit for food, shelter, and other critical necessities. These funds allows Pastor Leon to help those in extreme need who have no other resources.



Vacation Bible School

Since 2003, FHM has sent Vacation Bible School teams to Haiti each summer to conduct a week-long Vacation Bible School program for the children of Blanchard and Fondwa. Six weeks before the trip, the team plans VBS materials, Bible lessons, games and crafts, and learns basic Kreyol. While in the Blanchard community of Port-au-Prince, the team typically hosts approximately 175 students for 2 1/2 hours each day. In the mountain community of Fondwa, located about three hours outside of Port-au-Prince, Family Health Ministries Vacation Bible School team members conduct a three-hour session for 40 to 50 students at the Fatima House Orphanage.



Family Health Ministries Programs

The Leogane Family Health Center

Leogane, Haiti is approximately 30 kilometers west of Port-au-Prince (1 to 1.5 hour drive) and is a seaside community surrounded by sugarcane fields against a backdrop of mountains. Because of its location close to the epicenter of the January 2010 earthquake, 80-90% of the buildings in town were badly damaged or destroyed.

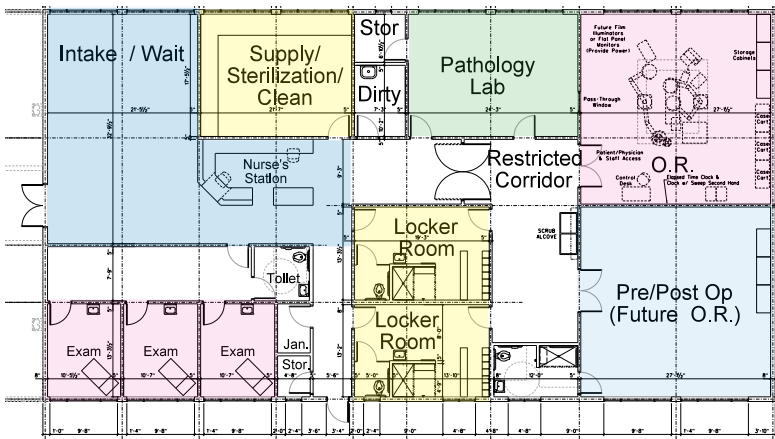
Family Health Ministries' founders began working out of Hopital St. Croix in Leogane in 1993, focusing on cervical cancer prevention. Even before the devastating earthquake of 2010, people in the Leogane area were in dire need of a women and children's health center. Family Health Ministries seeks to satisfy this need by building the Leogane Surgical Center – a component of the FHM Leogane Family Health Center. A startling number of Haitian women die each year from cervical cancer and pregnancy related complications. The maternal death rate in Haiti is the highest of any country in the western hemisphere. In Haiti, 49.2% of cancer deaths are from cervical cancer, compared to 2.5% in North America. Haitian women are the foundation of their family as the primary caretaker and income producer. There is a critical need for a surgical center in the Leogane area that offers affordable medical access to the women and children who are otherwise going without.

The Leogane Family Health Center is currently under construction on 10 acres of land on Route National 2 in Leogane, Haiti. Family Health Ministries purchased this land in 2007 with the vision of some day establishing a 100,000 square-foot patient care, research, and teaching facility.



Family Health Ministries Programs

The facility will feature multiple operating rooms, dedicated in-patient and out-patient wings, a chapel, a research and administrative wing, a training and education wing with auditorium, and supporting services space. The 6,000 square foot Surgical Center will bring life-saving healthcare to the Leogane area. The facility will provide cervical cancer screening, surgery to arrest advanced cervical cancer and address other gynecological and obstetrical emergencies. It will also be a vital resource for global health research and shared health worker training between visiting American medical teams and Haitian medical staff.



Family Health Ministries Programs

The FHM Birthing Center, Tome Gato, Haiti

Pregnancy and delivery are two of the greatest health risks during a woman's life. In the US, approximately 1 in 4 pregnancies have a complication serious enough to require hospitalization. US women have about a 1 in 2,800 lifetime risk of dying in childbirth. In contrast, in low resource countries, such as Haiti, a woman's lifetime risk of dying can be as high as 1 in 16.


In 2014, women in the Leogane commune will have access to safe deliveries attended by trained midwives in the Birthing Center at Tome Gato and, if trouble arises, the mother can be quickly transported to Leogane where skilled surgeons can deliver their healthy babies. A new partnership with Building Goodness Foundation will allow us to address the issues directly.



This clinic will serve as a bridge between rural communities and the Leogane Family Health Center by providing education, prenatal care, and a place for pregnant women to labor with the assistance of skilled birth attendants. Women with obstetrical complications will have improved access to care through early intervention and transport to nearby hospitals. This expansion is just the beginning in assisting local communities to develop an integrated health system.

Safe Motherhood Program

Family Health Ministries' Safe Motherhood program aims to decrease maternal and infant mortality. We are working with Haitian partners to figure out the best interventions to save moms and their babies by understanding the common causes of maternal death in Leogane as well as the beliefs and practices surrounding childbirth in Haiti. FHM will improve the outcomes of home deliveries by training traditional birth attendants in safe delivery practices, providing a center with trained attendants, and appropriate post-delivery medical referrals. We will also develop a birth registry in Leogane that incorporates GPS mapping technology.



Family Health Ministries Programs

FHM Programs in the Fondwa Community

Fondwa rests high in the mountains above Leogane, approximately three hours from Port-au-Prince. The steep mountain area provides a cool and refreshing escape from the hot city, but is one of the most impoverished areas of Haiti. Fondwa was close to the epicenter of the 2010 earthquake and most of the structures in Fondwa were destroyed.



Since the earthquake, visitors to Fondwa stay in temporary buildings. There is limited electricity, cold running water, and flush toilets. There can be a significant walk involved to enter and depart the community, depending on road conditions. Those who participate in FHM mission trips should be in good health and able to walk up and down steep hills and stairways for up to 1½ hours at a time.

The community leaders are Father Joseph and Sister Simone. These inspiring leaders bring hope to the community through the local Haitian-run organization, Peasant Association of Fondwa (APF). This grassroots organization helps people assume responsibility for their own lives.

Together in partnership with the community, FHM has developed a sponsorship program that brings financial support to both the school and orphanage through financial gifts provided by many donors across the United States and France.

In August 2003, FHM began a missionary program in the community to help support the school and orphanage. So far, six individuals have served there. FHM is always interested in talking to prospective missionaries who may want to travel to Haiti.



Family Health Ministries Programs

The Sainte Antoine School, Fondwa, Haiti

Family Health Ministries administers a sponsorship program that provides support for the Sainte Antoine School in Fondwa. It is a primary and secondary school, in the rural, mountainous region of Haiti.

In 2010, the school was completely destroyed. In 2011, Family Health Ministries has raised \$100,000 to rebuild the Fondwa School. With added financial help from Partners in Progress, Heart to Heart International, and Fonkoze, the new Sainte Antoine School was opened in October 2013. The Saint Antoine School is a true testament to the parents and teachers who value education in the Fondwa community. More than 700 students were enrolled for the 2013-2014 school year. The children at the Saint Antoine School are from the very poor, rural, mountainous area of Fondwa. They have been learning in crowded, temporary housing since the collapse of the original school in January 2010. Family Health Ministries in partnership with Partners in Progress of Ligonier, PA, are committed to the continued support of teacher and staff salaries at the Saint Antoine School.



Fondwa School Lunch Program at Sainte Antoine School

A healthy, well-prepared body and brain is one of the first essentials for learning. FHM provides nutritional support for the students at the Sainte Antoine school. Students, grades kindergarten through high school, are from the impoverished, mountainous area of Fondwa. Many of the students may walk up to 2 hours both to and from school. Through donations and sponsorship, FHM is able to provide a healthy lunch for these students very much in need.



Family Health Ministries Programs

Fatima House Orphanage of Fondwa

Since 2000, FHM has provided financial and spiritual support for Fatima House Orphanage. Under the direction of the Sisters of Fondwa, the orphanage is home to over 50 children ranging from infants to young adults. FHM works closely with the Sisters to help meet the medical, nutritional and material needs of these children. Many of the children at the orphanage are not orphans in the traditional sense, but instead their parents have turned them over to the Sisters' care because their families are unable to provide appropriate food and shelter. All school-age children attend the adjacent Saint Antoine School.



Family Health Ministries Programs

University Student Programs

Family Health Ministries, in partnership with the Duke Global Health Institute, provides research and service opportunities in Haiti to undergraduate, graduate, and medical students. While in Haiti, students provide the talent and manpower to collect and analyze data from the current FHM programs. Through the students' participation and current data collection, FHM is able to evaluate and adapt our work on a continual basis to provide better solutions for the ever-changing healthcare needs of the Haitian community.

Since 2009, Family Health Ministries has hosted students in Haiti. A number of our students return to work with us in graduate school. Students over the last five years have participated in projects related to GIS mapping of Leogane health systems pre and post earthquake, surveyed reasons for high maternal mortality, worked on education materials on cervical cancer prevention, looked at contraception and breastfeeding practices, measured the incidence of PTSD post earthquake, assessed level of education of traditional birth attendants, and measured hypertension in communities. All of these research programs fit FHM's vision and need for data to plan future interventions.


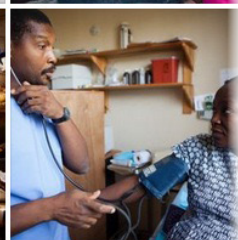




University students are welcome to apply to FHM through the SRT program (undergraduate) or the Masters in Global health program at DGHI or be considered through the independent study option of Duke Engage. Student must be flexible to work on FHM priority projects and have their own funding. Typical research participants spend 8 weeks in Haiti as part of the experience.

Recent FHM University Projects:

- Assessment of Post Traumatic Stress Disorder post earthquake
- Hypertension in the Leogane area
- Acceptability of HPV vaccine by Haitian women
- GIS mapping of healthcare facilities
- Assessment of maternal mortality



Haiti: An Overview



Haiti: An Overview

Geography and Time Zone

Haiti is the western third of an island in the West Indies, located about 600 miles off the coast of Florida. It has a series of offshore islands, of which La Gonâve is the largest. The eastern two thirds of the island is the Dominican Republic. Haiti is considered the economically poorest country in the Western Hemisphere. The country is in the Eastern Standard Time Zone and sometimes will observe daylight savings in the spring and fall.

The main island is subdivided and protected by the mountains. It is surrounded by the Caribbean Sea to its south and the Atlantic Ocean to its north. Caribbean neighbors are Cuba, Jamaica, Puerto Rico, the Bahamas and the coast of South America.

Family Health Ministries works primarily in the urban capital of Port-au-Prince, in the city of Leogane, and in the rural mountain community of Fondwa.



Population and People

Haiti is home to approximately 9 million people, with 79% living in the rural areas, although this percentage has fluctuated since the earthquake in 2010. Haitian society is predominantly made up of peasants who live a subsistence lifestyle tied to a market economy. The men traditionally farm by hand on small plots of land that they either own or rent. Women are responsible for household management, childcare, and selling the surplus crops in the market place. The average life expectancy for men is less than 53 years, and the infant/childhood mortality rate is estimated at 30% (less than 5 years of age). It is estimated that 95% of Haiti's population is of African origin. They are descendants of the African slaves brought to the country by the French.



Climate

Haiti's climate is tropical with two rainy seasons: April to May and August to October. The hurricane season lasts from July to October. December and January provide cooler weather with moderate temperatures around 75° - 80°F with even colder temperatures in the mountain regions. From February to April, temperatures begin to climb into the 90's and May to August stay in the upper 90's.



Culture

Haitian culture is the fusion of African, French, West Indian and American cultures. The Haitian people use art and music to tell the stories of their struggles, their joys and their great sorrows. Haitian artists use all resources available to them to paint, carve or otherwise create “pictures” of their daily life. They incorporate oil paints, wood, clay, stone, bamboo, leather, shells and metal from barrels and tin cans.

Haitian art is characterized by vibrant colors and simple forms. Their music is rhythmic, harmonious and emotional. Haitian literature tells the stories of the people and Haitians are famous for their proverbs reflecting their wisdom and philosophy. During your trip, you will have the opportunity to purchase Haitian art and crafts and perhaps have a chance to listen to music or observe dance.



Language

The official language of Haiti is “Ayisyen,” although the majority of people refer to it as “Kreyol.” It was recognized as the official language of the Republic of Haiti in the 1987 Constitution. French is the official co-language, but Kreyol has increasingly become the language of politics, administration, business, education, society and religion and is spoken by more than 85% of the population.

The Haitian language has evolved over the past 500 years, since 1492, from the original Taino, Arawak and Carib languages spoken on the isle of Hispaniola. It has been influenced by Spanish and French conquerors and settlers, as well as the Portuguese, who brought West African slaves to Haiti, speaking one of many African languages, such as Fon, Ewe, Wolof, and Mandingo. Historically, the language has been

primarily an oral language historically, and has only been a written language in the past century. Many spelling differences have emerged. A phonetic spelling was agreed upon in 1979 by the Haitian Government, making it easy for all to learn. The latest Haitian dictionary lists some 38,000 words and expressions.

Your trip with FHM will provide an introduction to the language. For those interested in a more comprehensive exposure to Haitian Kreyol, either before or after a trip, there are many resources available. *Creole Made Easy* by Wally Turnbull is an accessible introduction to basic Kreyol grammar. Duke University has also offered lessons in Kreyol through the Haiti Lab, part of the Franklin Humanities Institute. An online, interactive version of *Creole Made Easy* is available at www.haitihub.com. More information may be found at <http://sites.duke.edu/Kreyol>

Food

Like Haiti's culture and language, Haitian cuisine draws from many cultural and regional influences while remaining uniquely its own. Kreyol cooking, which includes spices, peppers, garlic and onion, give Haitian food an enjoyable spiciness that can be found in many dishes. Main dishes include various takes on rice and beans, plantains, greens, vegetables, or spaghetti and may be served with fish, chicken, beef, goat, or conch.

Fresh fruit juice is often served with meals and is usually pineapple, cherry, passion fruit, mango, papaya or citron (lemon/limeade). Coca Cola and Sprite are the most common soft drinks in Haiti and are made with cane sugar which can be a treat for those who are used to the US versions. Prestige, a popular Haitian beer, is also widely available.



Religion

Religion is professed by almost all Haitians. According to the CIA World Factbook, the religious demographics of Haiti is as follows:

80% Roman Catholic

16% Protestant: Baptist 10%, Pentecostal 4%, Adventist 1%, other 1%

3% Other Islam, Bahá'í Faith, Judaism

1% No religion

Haiti was colonized by Roman Catholic European powers, so throughout history, the majority of the culture is Catholic. Catholicism was the official religion from 1860 until 1960. Protestant missionaries first came to Haiti in



the 1700s and established churches in the early 1800s. The first Protestant church in Haiti was the Methodist church. Protestantism has been growing rapidly in the past few decades.

Many Haitians practice a combination of Christianity and Voodoo, with many Voodoo symbols being based on Christian symbols and icons. Voodoo encompasses several different traditions, and consists of a mix encompassing African, European and indigenous Taíno religious elements. It is more widespread in rural parts of the country, partly due to negative stigmas attached to its practice. According to the CIA World factbook, about 50% of the population practices Vodoo.



Government

According to the 1981 Constitution, Haiti operates as a republic. Haiti's capital is Port-au-Prince. The Haitian government consists of an executive branch, a legislative branch and a judicial branch. The executive branch consists of the Chief of State (the President), the Head of Government (the Prime Minister), and a Cabinet. The Prime Minister in consultation with the President chooses the cabinet. The president is elected by popular vote for a five-year term. The judicial branch's highest court is the Court of Appeals. It administers its laws under a legal system that is based on Roman civil law.



Education

In Haiti education is free, by law, and compulsory for children between the ages of 7 and 13. However, the government cannot meet the needs of the children throughout the country, and it is estimated that only 40% of Haitian children receive an education. Adult literacy rates are less than 30%. Many schools were destroyed by the earthquake, and the status of free education since the disaster has been a topic of frequent discussion. Churches, non-profits, and communities provide schooling for 85% of the children enrolled in elementary education and provide secondary (high school) education as well.

School children are required to wear uniforms – colors may indicate school or church affiliation. Families must also provide their own school supplies, tuition and transportation. Small fees are required for school enrollment, even though the international community heavily subsidizes



schools. Due to financial constraints, large families must prioritize their children's school attendance, and students may only be able to attend school on a sporadic basis. [Frequently, teenagers still trying to complete the elementary grades.]

All children are expected to meet one standard and pass the state exams starting in sixth grade. Students who cannot pass this exam can no longer continue their education. They also take exams after eighth grade, after 12th grade, called "Reto", and after the 13th year, called "Philo". Approximately a dozen private universities and higher education institutions provide advanced education. The University of Haiti in Port-au-Prince has colleges of medicine, law, business, agronomy, social sciences, architecture and engineering. There are also technical trade schools operated by a variety of organizations and private colleges and universities, many run by the Catholic Church.



Port-au-Prince, Haiti

Port-au-Prince is the capital of Haiti. This waterfront city is surrounded by mountains is home to the very poor of Cite Soleil and the very affluent of Petionville. The city's layout is similar to that of an amphitheatre; commercial districts are near the water, while residential neighborhoods are located on the hills above. Its population is difficult to ascertain due to the rapid growth of slums in the hillsides above the city; however, recent estimates place the metropolitan area's population at around 3.7 million, nearly half of the country's national population.

Port-au-Prince is one of the nation's largest centers of economy and finance. The capital currently exports its most widely consumed produce of coffee and sugar, and has, in the past, exported other goods, such as shoes and baseballs. Port-au-Prince has food-processing plants as well as soap, textile and cement factories. Despite political unrest, the city also relies on the tourism industry and construction companies to move its economy. Port-au-Prince was once a popular place for cruises, but has lost nearly all of its tourism, and no longer has cruise ships coming into port.


Unemployment in Port-au-Prince is high, and compounded further by underemployed. Levels of economic activity remain prominent throughout the city, especially among people selling goods and services on the streets. Informal employment is believed to be widespread in Port-au-Prince's slums, as otherwise the population could not survive. Port-au-Prince has several upscale districts in which crime rates are significantly lower than in the city center.

Places of Interest



3 Hands Statue near PAP International Airport. *"They say two hands represent the people, and the third is the hand of the government helping them hold up the world. The fourth hand is missing because it's shoved in the people's pocket."*

The **Statue of Aristide** is in downtown Port-au-Prince. On September 19, 1994, US troops entered Haiti to return Aristide and his elected government to power. The statue is representative of October 14, 1994, when Aristide addressed the Haitian people outside the National Palace and released a white dove as a symbol of reconciliation.



Statue of Aristide

The **Statue of Alexandre Pétion** stands on the site of the now destroyed Presidential Palace. He was ruler of the southern part of Haiti from 1807-1820. This part of Haiti was made up of mostly light-skinned Haitians who were born free. Pétion distributed much of the land to the military.



Henri Christophe

The **Statue of Henri Christophe** sits proudly on his horse at the corner of the park and the palace road. Christophe was the ruler of the northern part of Haiti from 1807-1820. He brought the English in to provide technical assistance. He organized skilled labor and provided an education and court system. He also utilized forced labor to support the economy. In 1820, when faced with a rebellion by his own army, he committed suicide. This paved the way for Jean-Pierre Boyer to unify Haiti in 1820.

The **Neg Mawon Statue** is across the street from the National Palace. In Creole, “neg” means guy or man and “mawon” means brown, wild or in hiding. This statue is in tribute to the enslaved men who ran away to hide in the mountains. They became the slave armies led by Boukman for 13 years against St. Domingue’s colonists and later, Napoleon’s army. These slave armies were commanded by General Toussaint L’Ouverture and later by General Jean-Jacques Dessalines to ultimate victory over the French at the Battle of Vertières on November 18, 1803. The Mawon statue originally had a machete in his right hand and a shackle and chain on his left ankle. These have been damaged. He holds a Queen Conch shell in his left hand signifying its use for communication.



Neg Mawon

The **National Palace** once stood picturesquely in the center of Port-au-Prince. The original presidential palace was destroyed in 1912 in a bomb blast and reconstructed during the US Marine occupation from 1915 to 1934 but then destroyed again in the January 2010 earthquake. Many government employees lost their lives when the palace collapsed. Today, the site of the Palace remains, but the building has been destroyed. Reconstruction will be a long process.



The National Palace before the earthquake in 2010.

Cite Soleil (City of the Sun) is located in the flood plains of Port-au-Prince. This community was originally established by Papa Doc's wife to house the influx of rural Haitian peasants looking for job opportunities in the city. Today, Cite Soleil is an approximately four square mile area, which accommodates 400,000 people who live in crude shacks made of mud and concrete bricks reinforced by scraps of metal, metal containers, and cardboard boxes. There are rows of one-room shacks, no running water, and open sewage ditches. When it rains, the sewage of Port-au-Prince runs down hill, collecting largely in this sea-level community. Many FHM mission teams will go to a worship service at Cite Soleil.



Cite Soliel

The **Baptist Mission** is a 30-minute drive beyond Petionville and is a haven from the bustling city of Port-au-Prince. In the mountain town of Ferme, this is a perfect place for shopping. With a combination of gifts from the Baptist Mission (fixed prices) and the local vendors (bartering expected) along the streets, you have an excellent source of local Haitian art. The café located inside the Baptist mission offers American style food including hamburgers and french fries. A favorite is the grilled cheese sandwich on homemade bread from the bakery next door.

Fort Jacques is located just north of the Baptist Mission. Built by Petion in 1804 and restored in 1992, it is now considered a national historic park. You can tour the fort for a small fee.

Haitian History Timeline

Dec. 1492	Columbus lands on Haiti (the island of Hispaniola).
ca. 1600	Native Carib population (Taino-Arawak Indians) virtually wiped out. African slaves begin to arrive in increasing numbers.
1600s	Rise of British, French, and Dutch activity in Caribbean.
1697	Spaniards cede the western third of Hispaniola to the French crown at the Treaty of Ryswick. Haiti is now called "Saint Domingue."
1697-1791	Saint Domingue becomes the richest colony in the world. Its capital, Cap-Français, is known as "The Paris of the New World." As many as 700,000 African slaves arrive by the end of the 18th century compared with about 30,000 whites and 30,000 "affranchis"/"gens de couleur."
August 1791	The first major black rebellion takes place, initiated by Boukman, a voodoo houngan (or priest). This marks the beginning of the civil war between the black-dominated north and the mulatto-dominated south.
1796	Toussaint L'Ouverture ("the opening"), an educated herb doctor and military man, emerges as the leader of the former slaves in the north. He restores order, ends the massacres, and restores some of Saint Domingue's former prosperity.
1798	Toussaint makes diplomatic contact with the recently established United States.
1801	Napoleon Bonaparte dispatches an army of 34,000 to try to subdue the slave armies and retake the colony for France; this mission is unsuccessful. The leader of the army, Leclerc, ultimately has Toussaint L'Ouverture seized and deported to France. He dies there in 1803.
May 1802	Convention in Paris reintroduces slavery, which brings on more rebellions and massacres of whites in Haiti.
January 1804	Jean-Jacques Dessalines proclaims the independent black Republic of Haiti in the northern half of the island (the first independent country of former slaves in the world). Dessalines is unpopular with the mulattos and is assassinated in 1806. His death leads to the division of the country between a republic in the south under General Alexandre Pétion and a kingdom in the north under Henri Christophe. The name of the new country, "Haiti," is the name that had been given to the land by the former Taino-Arawak peoples, meaning "mountainous country."



Artistic renderings of Haiti circa 1840

1807-1810	More civil war, this time between Pétion and Christophe.
1820	Christophe commits suicide by shooting himself with a silver bullet; he had been a tyrannical ruler, crowning himself “king,” and building a palace and citadel at Cap Haïtien in the north at great cost to Haitian lives. At his death, Haiti is taken over by General Jean Pierre Boyer, and civil war ceases.
1821	Boyer invades Santo Domingo following its declaration of independence from Spain. All of Hispaniola is under Haitian control until 1844.
1834	France recognizes Haitian independence in exchange for 150 million francs (reduced to 90 million in 1838).
1843-1915	Haiti sees 22 heads of state, most of whom leave office by violent means.
1915	Rivalry continues among the whites, the mulatto elite, and the blacks.
1915	President Guillaume Sam is dismembered; the United States invades the country and remains for 19 years. Despite improvements made to the infrastructure by the US, the Haitians oppose their presence.
1934	The US leaves Haiti, which is prospering once again.
1937	Thousands of Haitians living near the border of the Dominican Republic are massacred by the Dominican dictator, General Rafael Trujillo, and his army.
1935-1971	François Duvalier, a doctor and union leader, is elected president. Duvalier, also known as “Papa Doc,” terrorizes the country, rooting out any and all opponents to his administration. A physician, he revives voodoo and models his image on Baron Samedi, the guardian of cemeteries and a harbinger of death. He ensures his power through his private militia, the tontons macoutes (Kreyol for “uncle bogeyman”). In 1964 Duvalier changes the constitution so that he can be elected president for life.
1971	François Duvalier dies and is succeeded by his son Jean-Claude, age 19 (also known as ‘Baby Doc’). By this time Haiti is the poorest country in the western hemisphere and remains so to this day.
1972	Haitian “boat people” begin to flee to US.
1980	Hundreds of human rights workers, journalists, and lawyers are arrested and exiled.
1986	The Duvalier regime collapses; Baby Doc flees to France.
1987	New Constitution approved, but general elections aborted; dozens shot by soldiers and the Tontons Macoutes in Port-au-Prince, many more in the countryside.
1990	Jean-Bertrand Aristide (a parish priest) is elected in a landslide victory.
1991	Military coup deposes Aristide’s government; Organization of American States imposes an embargo lasting three years.
1993	Exiled President Aristide continues to work for restoration of the legitimate government and for sanctions against the coup regime. Within Haiti, human rights violations continue, and several key Aristide supporters are executed.
1994	A multinational force lands in Haiti as coup leaders agree to step down and leave the country. In October, Aristide returns to Haiti to serve out his term of office, facilitated by the UN troops.
1995	Former Prime Minister René Préval elected President in a landslide victory.

1996	The new government announces plans for agricultural production, administrative reform, and economic modernization.
1997-1998	UN troops begin withdrawal. Violence continues. Rivalries within Aristide's ruling coalition, the Lavalas political organization, increase. Prime Minister Rosny Smarth resigns, leaving the post vacant for nearly two years. Elections marked by fraud. Economic and political recovery and international aid programs affected.
2000	Aristide wins boycotted election. Haitian elections are not accepted by the world, and another embargo is imposed.
2004	January 1, 2004, Haiti celebrates its 200th anniversary of freedom from French rule amid increasing internal political turmoil.
2004	Aristide leaves the country under disputed circumstances. UN troops, led by Brazil, arrive and continue until the present.
2006	René Garcia Préval again elected president.
2008	Prime Minister Jacques-Edouard Alexis sacked in April after rioting over rising food prices. Michele Pierre-Louis appointed in September.
2009	Jean-Max Bellerive, Planning Minister and long-time government official, replaces Pierre-Louis in November.
2010	On January 12, a 7.0 magnitude earthquake devastates the capital city of Port-au-Prince and areas to the south and east. Most of the significant government and cultural buildings in the capital are destroyed.
2011	Michel 'Sweet Micky' Martelly is elected as President.

Sources: *The Caribbean and the Bahamas*, James Henderson, Cadogan Books, London, 1997. *Written in Blood: The Story of the Haitian People 1492-1971*, Robert Debs Heinl, Jr., and Nancy Gordon Heinl, Boston: Houghton Mifflin, 1978. Haitian Embassy Web site. http://haiti.org/images/stories/pdf/key_dates.pdf. Anne E. Shroeder compiled part of this timeline and it was updated by Janet Portzer and Justin Davis using several web resources.

How You Can Contribute to FHM Programs

Your gift of \$15 can provide

- Immunizations for 1 child
- Cervical Cancer Screening for 1 woman
- 1 annual preventative health care exam for 1 patient
- 4 Bibles for Christian Community Church in Haiti
- 2 bags of cement



Your gift of \$25 can provide

- 1 month of food for a family
- 1 life-saving cryotherapy treatment for 1 Haitian woman
- 1 year of daily vitamins for 1 mother and 1 child
- 1 year of prenatal vitamins for 1 mother
- 1 twin mattress



Your gift of \$50 can provide

- Antibiotic treatment for 3 patients
- 1 year of diabetes medication for 4 patients
- Hypertension screening & medication for 30 patients
- Sponsors 1 Vacation Bible School student for 5 days
- Build 1 twin bed
- Homebuilding materials in Fondwa



Your gift of \$100 can provide

- Prenatal care for 1 Haitian woman & safe delivery of her child
- Medical supplies for Blanchard Clinic
- Training materials for 1 midwife
- 1 month of support towards Pastor's Discretionary Fund at Christian Community Church
- Paint for 1 house in Fondwa



Your gift of \$300 can provide

- Food for 1 Haitian family for 1 year
- Cervical cancer (HPV) screening for 20 women
- 1.5 months of support for 1 pastor and his family at Blanchard Community Church
- 1 month sponsorship for 1 Haitian nursing student




Your gift of \$8,500 can build 1 house in Fondwa




You can make your contribution online at www.familyhm.org or by mailing a check to Family Health Ministries, 1921 North Pointe Dr., Suite 200, Durham, NC 27705 and Designate "FHM Programs" in the notes section on your check. *Family Health Ministries is a 501(c)(3) nonprofit corporation registered in NC. All donations are tax-deductible and will be used to support all of FHM's service programs. Tax ID # 56-2206165 919.382.5500*


Suggested Reading




*Farewell, Fred Voodoo:
A Letter From Haiti*
Amy Wilentz



*The Rainy Season:
Haiti Then and Now*
Amy Wilentz



*The Big Truck That Went By:
How the World Came to Save Haiti
and Left Behind a Disaster*
Jonathan M. Katz



Haiti: The Aftershocks of History
Laurent Dubois

Notes

Family Health Ministries
Fête de Famille



Saving the lives of women and children in Haiti



**Family Health Ministries
Annual Gala and Silent Auction**

Saturday, May 3, 2014 6:00 – 9:00 pm

Charlotte and Dick Levin Jewish Community Center
1937 W. Cornwallis Road • Durham, NC 27705

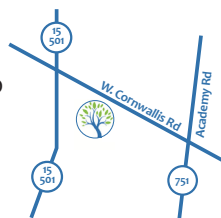
Tickets (before April 24, 2014):

Adults \$80, Students \$40, Couples \$150

At the door: Adults \$90, Students \$50, Couples \$180

Purchase tickets at www.FamilyHM.org
or call 919.328.5500

Cocktail Attire



Family Health Ministries is a 501(c)(3) nonprofit organization registered in NC.
1921 North Pointe Drive, Suite 200, Durham, NC 27705 • www.FamilyHM.org • 919.382.5500

**Contact FHM for tickets, sponsorship information
or to donate items for the silent auction!**



FAMILY HEALTH MINISTRIES

1921 North Pointe Dr., Suite 200,
Durham, NC 27705
919.382.5500 www.FamilyHM.org
info@FamilyHM.org

